greenearth
Electronics Recycling & ITAD

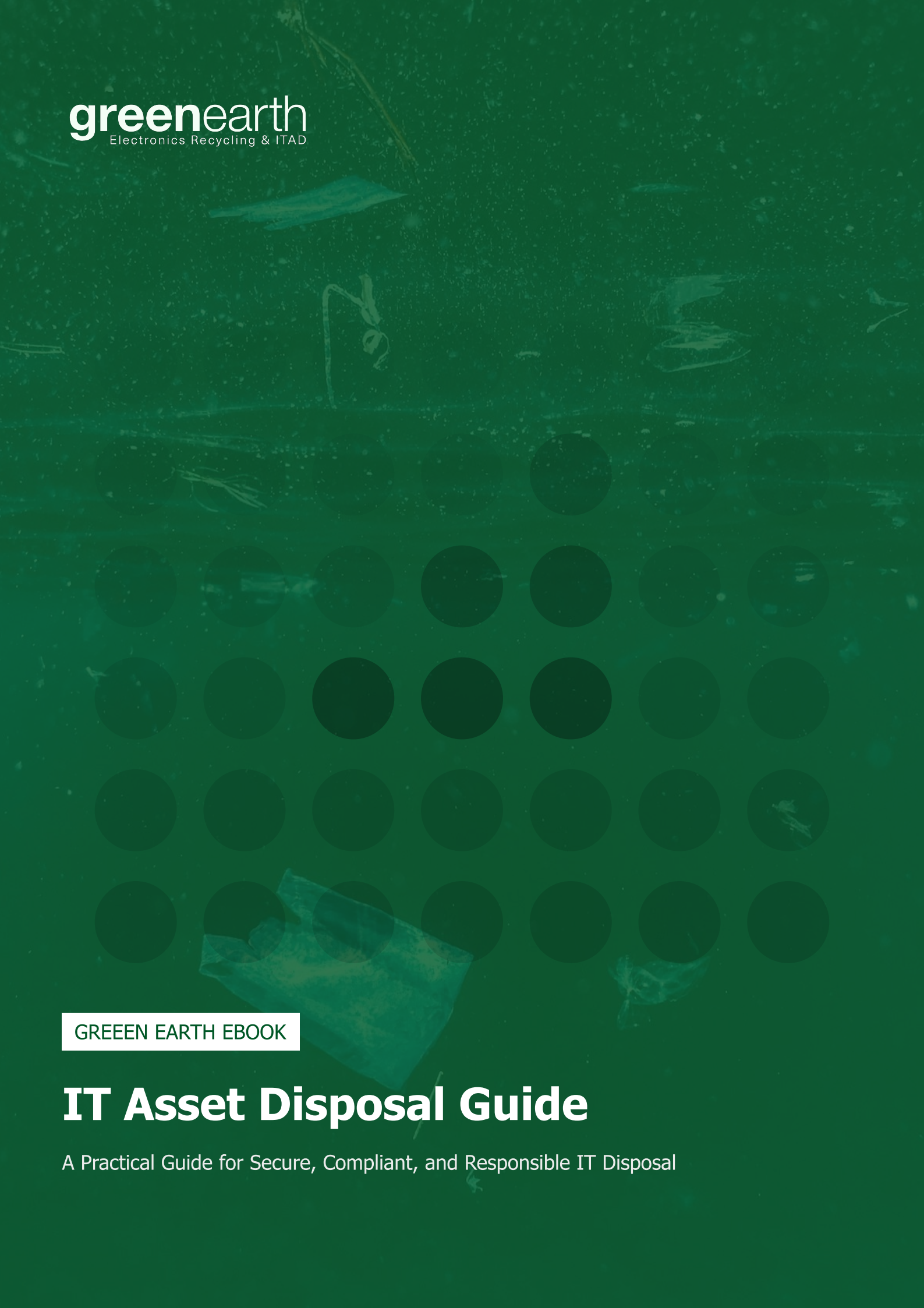

GREEEN EARTH EBOOK

IT Asset Disposal Guide

A Practical Guide for Secure, Compliant, and Responsible IT Disposal

Table of Contents

Why Every Organization Needs an IT Disposal Checklist 01

The Operational Value of a Repeatable Disposal Process 02

Preparing for Secure IT Asset Retirement 03

Protecting Sensitive Data Before Disposal 04

Environmental Responsibility in IT Disposal 05

Working With a Qualified IT Disposal Partner 06

Quarterly IT Disposal Review Checklist 07

Annual IT Disposal Audit Preparation 08

Vendor Evaluation Scorecard 09

Implementing the Checklist Across Your Organization 10

Creating a Printable IT Disposal Worksheet 11

Building a Culture of Responsible IT Disposal 12

Why Every Organization Needs an IT Disposal Checklist

Modern organizations depend on technology infrastructure to operate efficiently. Laptops, servers, mobile devices, networking equipment, and storage systems accumulate quickly across departments. Over time these assets reach end of life, become obsolete, or are replaced as part of technology upgrades. What many organizations underestimate is the complexity involved in disposing of these assets responsibly. Without a defined process, outdated equipment often sits in storage rooms, server closets, or employee offices long after it should have been removed from the environment.

Improper IT asset disposal can create several operational and compliance risks. Devices may contain sensitive company information, customer data, or proprietary intellectual property. If these assets are discarded without proper data destruction and tracking, the organization risks data exposure, regulatory penalties, and reputational damage. A structured disposal checklist provides a repeatable framework that ensures every device is handled securely, tracked appropriately, and disposed of in an environmentally responsible way.

Key risks of unmanaged IT disposal include:

- Data exposure from improperly wiped devices
- Regulatory compliance violations
- Loss of asset visibility and tracking
- Environmental impact from improper recycling
- Increased cybersecurity vulnerability
- Unnecessary storage and operational overhead

A standardized checklist ensures that every device follows the same documented path from retirement to secure disposal.





The Operational Value of a Repeatable Disposal Process

IT asset disposal should not be an occasional task performed only when equipment piles up. Organizations that manage their technology lifecycle effectively treat disposal as a routine operational process that occurs continuously throughout the year. Establishing a repeatable disposal workflow allows IT teams, procurement teams, and compliance officers to coordinate responsibilities and maintain clear documentation of each asset's disposition.

When a structured checklist is in place, the disposal process becomes easier to manage and audit. Teams know exactly what steps must occur before equipment leaves the organization. Assets are tracked from inventory removal through data sanitization and final recycling or refurbishment. Documentation becomes consistent, which simplifies compliance reporting and vendor accountability.



Benefits of a structured IT disposal process include:

- Consistent handling of retired devices
- Improved asset lifecycle management
- Easier compliance documentation
- Reduced data security risk
- Faster hardware refresh cycles
- Lower storage and operational costs

Organizations that formalize this process reduce uncertainty and gain better control over their technology assets.

Preparing for Secure IT Asset Retirement

Before equipment can be disposed of or recycled, it must first be formally retired from operational use. This stage is often overlooked, yet it is critical to maintaining accurate asset management records. IT teams must verify which devices are no longer required, confirm their current status, and ensure they are removed from production systems and internal tracking systems.

Preparation for disposal typically begins when devices are replaced during hardware refresh cycles, infrastructure upgrades, or employee offboarding events. By capturing these moments within a formal retirement workflow, organizations can avoid lost devices, incomplete data destruction, and inconsistent recordkeeping.







Preparation steps typically include:

- Identifying devices scheduled for retirement
- Confirming asset ownership and department assignment
- Removing devices from active network environments
- Backing up required business data
- Updating asset management records
- Tagging equipment for disposal processing

Completing these preparation steps ensures that devices move into the disposal workflow with full traceability.

Protecting Sensitive Data Before Disposal

Data security is the most important consideration in any IT disposal process. Nearly every device used within an organization stores some form of sensitive information. This may include internal documents, financial records, customer data, or system credentials. Even devices that appear empty may contain recoverable data within storage drives or system memory.

A proper data destruction process ensures that information cannot be recovered once a device leaves organizational control. This process should follow recognized data sanitization standards and include verification that destruction has occurred. For some devices this involves certified wiping procedures, while for others physical destruction of storage media may be required.

Data protection checklist:

- Identify all storage media within each device
- Determine required sanitization method
- Perform secure data wiping using approved tools
- Physically destroy drives when required
- Verify completion of data destruction
- Document destruction procedures for audit records

These steps protect both the organization and its customers from data exposure risks.



Environmental Responsibility in IT Disposal



Electronic equipment contains materials that can be harmful to the environment if discarded improperly. Metals, plastics, batteries, and circuit components require specialized recycling processes to prevent contamination of landfills and water systems. Responsible IT disposal includes partnering with certified recycling organizations that follow environmentally safe practices.

Organizations increasingly recognize the importance of sustainable disposal practices as part of their broader environmental commitments. By ensuring equipment is recycled or refurbished through certified facilities, companies reduce electronic waste while supporting responsible material recovery processes.

Environmentally responsible disposal practices include:

- Recycling devices through certified e-waste recyclers
- Diverting equipment from landfills
- Recovering reusable components and materials
- Ensuring safe handling of hazardous materials
- Documenting recycling outcomes for sustainability reporting

Responsible recycling protects the environment while demonstrating organizational accountability.

Working With a Qualified IT Disposal Partner

Most organizations rely on specialized vendors to handle large-scale IT asset disposition. Selecting the right partner is critical because the vendor becomes responsible for secure data handling, equipment transportation, and environmental recycling practices. A qualified partner should demonstrate strong operational controls, transparent documentation, and clear compliance with industry standards.

Vendor relationships should be evaluated periodically to ensure that service quality remains consistent. Organizations should expect their disposal partners to provide clear reporting, certificates of data destruction, and documented recycling practices. A well-chosen partner simplifies the disposal process while maintaining the highest levels of security and compliance.

Vendor capability considerations include:

- Certified data destruction procedures
- Secure chain-of-custody logistics
- Documented recycling practices
- Transparent asset tracking and reporting
- Adherence to environmental laws and regulations
- Ability to handle multiple device types

A strong vendor relationship supports both security and sustainability goals.







Quarterly IT Disposal Review Checklist

Regular review cycles help organizations prevent asset accumulation and maintain visibility over aging equipment. A quarterly review ensures that devices approaching end of life are identified early and that storage areas do not become filled with unused hardware.

These quarterly reviews do not require extensive effort. The goal is simply to confirm asset status, identify equipment ready for retirement, and ensure that the disposal process continues to move forward consistently.





Quarterly review checklist:

- Review inventory of aging IT assets
- Identify devices replaced during the previous quarter
- Confirm data destruction procedures are up to date
- Verify storage areas do not contain unmanaged equipment
- Review pending disposal requests from departments
- Confirm vendor availability for upcoming pickups
- Update asset management records

A brief quarterly review keeps the entire disposal process running smoothly.

Annual IT Disposal Audit Preparation

Many organizations face internal or external audits related to data security, asset management, or environmental compliance. Preparing for these audits becomes much easier when disposal processes are documented throughout the year. Rather than scrambling to assemble records, teams can reference documented disposal activities and necessary reporting.

Annual audit preparation focuses on confirming that all documentation is complete and accessible. Asset records should align with disposal documentation, and data destruction records should be easily verifiable.

Annual audit preparation checklist:

- Review disposal documentation from the past year
- Verify asset records match disposed equipment
- Collect certificates of data destruction
- Confirm recycling documentation from vendors
- Validate chain-of-custody records
- Identify any gaps in disposal documentation
- Prepare summary report for compliance review

Maintaining these records throughout the year reduces audit stress and improves compliance confidence.



Vendor Evaluation Scorecard

Organizations should periodically review the performance of their IT disposal vendors. A vendor evaluation scorecard helps teams assess whether their current partner continues to meet security, compliance, and operational requirements. The scorecard approach also makes it easier to compare multiple vendors when selecting a new provider.

A structured evaluation ensures that vendor decisions are based on measurable criteria rather than assumptions or convenience.



Vendor evaluation scorecard categories:

Security and Data Handling

- Certified data destruction procedures
- Chain-of-custody documentation
- Secure transportation practices

Compliance and Certifications

- Environmental recycling certifications
- Regulatory compliance documentation
- Industry standard adherence

Operational Capability

- Ability to handle large disposal volumes
- Turnaround time for pickups and processing
- Device tracking and reporting tools

Service and Transparency

- Clear reporting and documentation
- Responsive customer support
- Consistent communication and scheduling

This scorecard allows organizations to maintain accountability with their disposal partners.

Implementing the Checklist Across Your Organization

A checklist only delivers value if it becomes part of the organization's regular workflow. Implementation begins by assigning clear responsibility for asset disposal oversight. This role may sit within IT operations, security teams, procurement groups, or facilities management depending on the organization's structure.

Successful implementation also requires cross-department communication. Employees should understand what to do with retired equipment and where devices should be routed for disposal processing. Clear internal guidelines ensure that devices do not disappear into storage closets or leave the organization without proper documentation.

Implementation steps include

- Assign ownership for IT asset disposal management
- Establish centralized equipment collection points
- Communicate disposal procedures to departments
- Schedule quarterly review cycles
- Document vendor engagement processes
- Maintain disposal records in your company records or asset management systems

With these practices in place, the checklist becomes a practical operational tool rather than a static document.







Creating a Printable IT Disposal Worksheet

One of the most effective ways to ensure consistent execution is to provide teams with a simple worksheet that can be used during equipment disposal activities. This worksheet acts as a step-by-step guide and documentation record for each batch of equipment processed.

A printable worksheet should remain simple and easy to complete while capturing the information required for compliance and internal tracking.



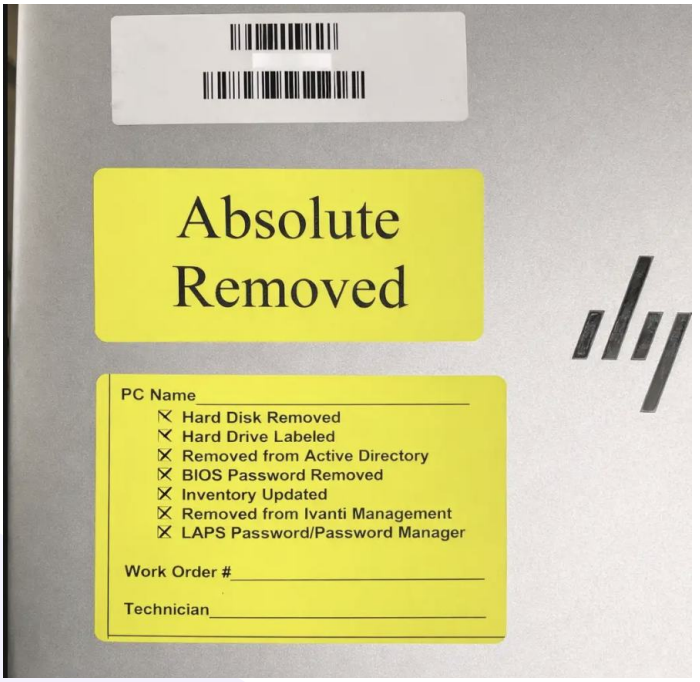

Printable worksheet fields may include:

- Date of disposal review
- Department submitting equipment
- Device type and asset tag number
- Data destruction method used
- Vendor handling disposal
- Chain-of-custody confirmation
- Recycling or refurbishment outcome
- Responsible staff signature

This worksheet format ensures that disposal activities are documented at the time they occur.

Building a Culture of Responsible IT Disposal

Effective IT disposal management is not just a process. It is a mindset that recognizes the importance of data security, environmental responsibility, and operational discipline. Organizations that treat asset disposal as an afterthought often experience unnecessary risks and operational inefficiencies.

By implementing a clear checklist, documenting disposal activities, and working with responsible recycling partners such as Green Earth Electronics Recycling, organizations can ensure that their technology lifecycle ends as responsibly as it begins. The process does not need to be complicated. It simply requires consistency, accountability, and a practical framework that teams can follow.



Core principles for responsible IT disposal:

- Treat asset retirement as part of the technology lifecycle
- Prioritize data security in every disposal event
- Maintain accurate asset documentation
- Work with certified recycling partners
- Conduct regular reviews and audits
- Use checklists to ensure consistent execution

When organizations follow these principles, IT disposal becomes straightforward, secure, and environmentally responsible.